

MARKET DYNAMICS

PERFORMANCE MANAGEMENT SYSTEM

Technical Perspectives on Analyst's Rating Changes

The following comments are directed toward a few stocks that were either upgraded or downgraded today by Wall Street analysts. The change in rating is shown for each stock. These rating changes were downloaded from a well-known, public media web site on the Internet. This report has been prepared to offer a perspective on the long-term trends of relative strength for each stock. When I was a performance oriented institutional portfolio manager, I was overloaded with analysts' buy recommendations and I used long-term point and figure charts to narrow the list down to stocks that were potentially attractive from a technical perspective. This proved to be a highly effective system to identify stocks with the potential to substantially outperform the market in the long-term and to avoid the dogs. This report should not be considered a criticism of any analysts' research or opinions - it is just an independent perspective.

An Independent Second Opinion

The list of ticker symbols that follows shows the stocks covered in today's report. Click on a ticker symbol to jump directly to the page that shows the chart for that stock.

[ACN](#) [AMD](#) [AVB](#) [BRE](#) [CP](#) [FTR](#) [GHL](#) [GLGL](#) [HRS](#) [ILMN](#)
[ITC](#) [LKQX](#) [QTM](#) [SWHC](#) [WRE](#) [ZUMZ](#)

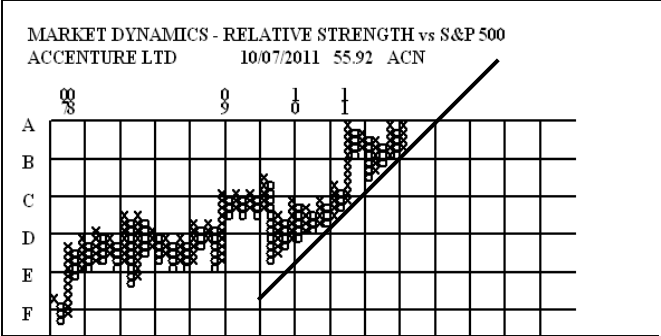
This report is for the exclusive use of subscribers to the Market Dynamics service.
Not for distribution - all rights reserved.

©W. Clay Allen CFA

For more information about Market Dynamics go to <http://www.clayallen.com/>
To receive your own subscription to the daily TPARC - send an e-mail to <mailto:clayallen@msn.com>

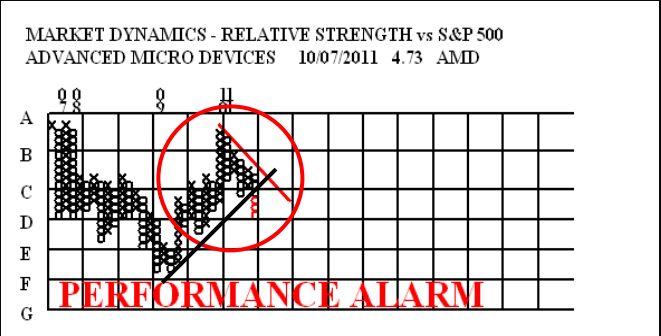
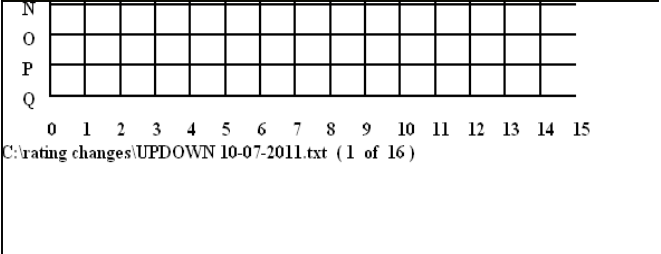
This is not in any sense a solicitation or offer of the purchase or sale of securities. The factual statements herein have been taken from sources we believe to be reliable but such statements are made without any representation as to accuracy or otherwise. Opinions expressed are our own unless otherwise stated. From time to time we may buy and sell the securities referred to herein, and may have a long or short position therein. Prices shown are approximate.

10/7/2011



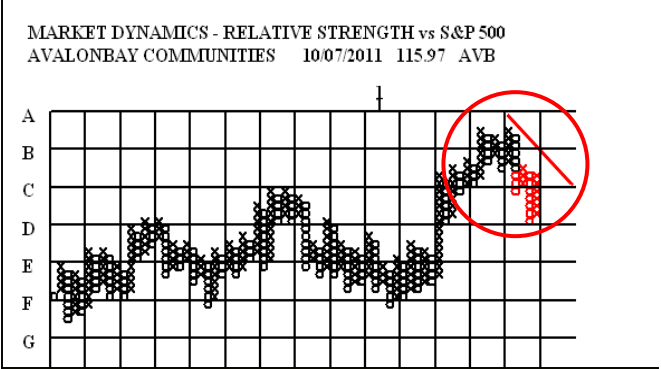
ACN - Initial coverage rating :buy.”

Persistent long-term uptrend. Remains above the 45-degree bullish support line. Challenging the recent highs. Close to a new recovery high. Very close to an upside breakout. There seems to be a good chance the stock will breakout above the recent highs.



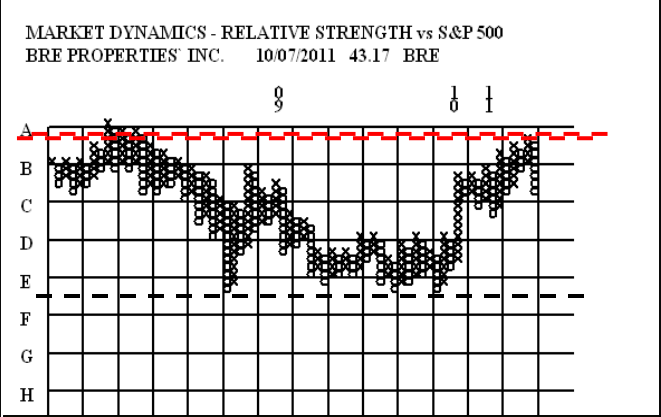

AMD - Rating change from “under-perform” to “mkt. perform.”

A major top has formed. Breaking down. The bullish support line has failed. Remains below the 45-degree bearish resistance line. No indications of a reversal. Performing poorly. Limited upside potential.



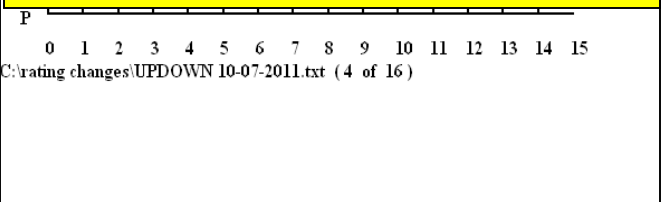
AVB - Rating change from “hold” to “buy.”

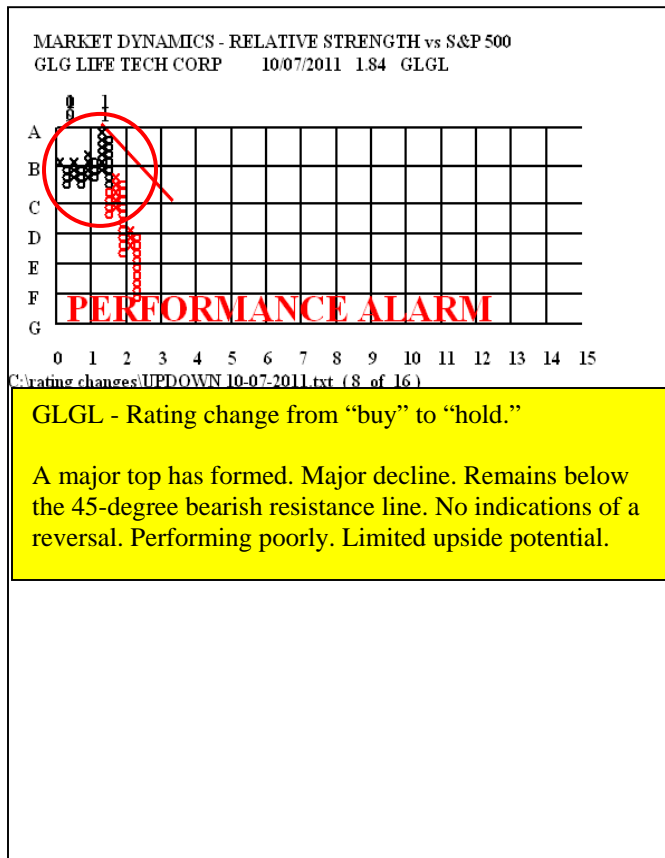
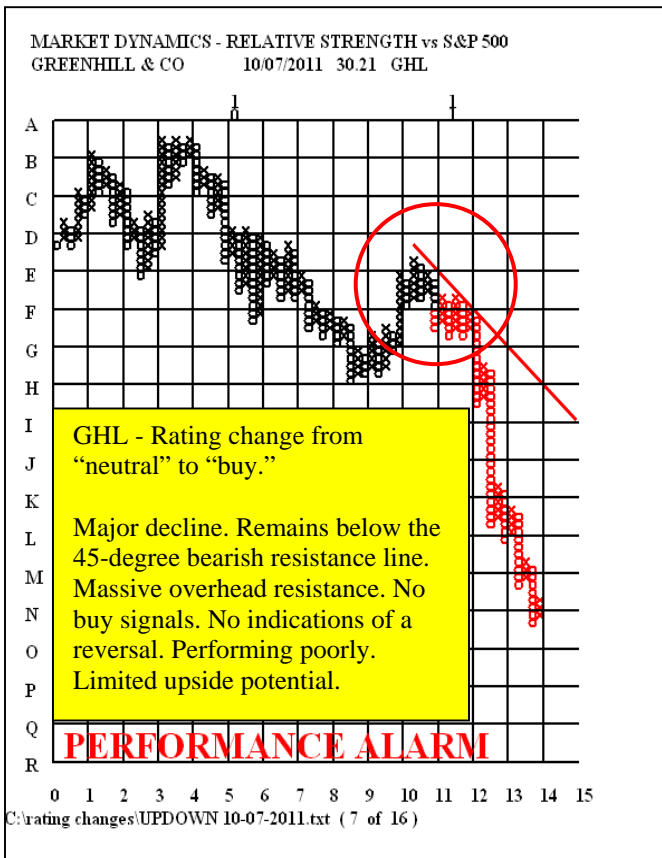
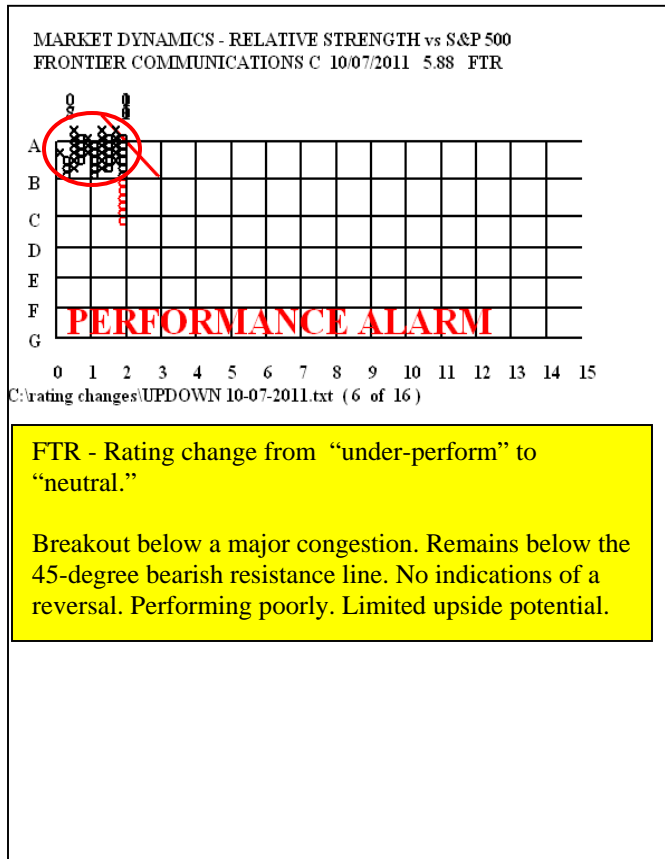
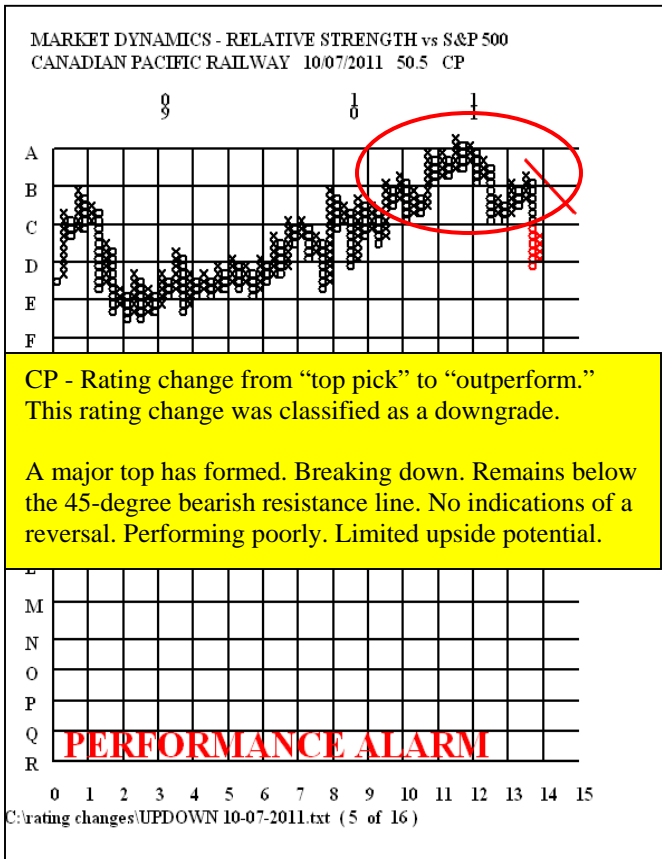
A major top has formed. Breaking down. Remains below the 45-degree bearish resistance line. Rally back up into resistance. Resistance will probably turn it back down. No buy signals. Limited upside potential.

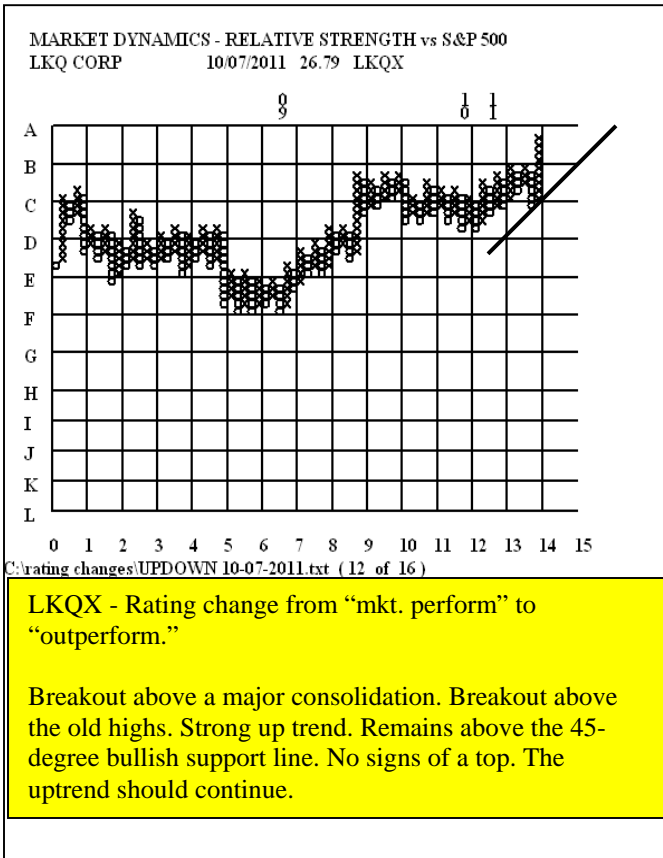
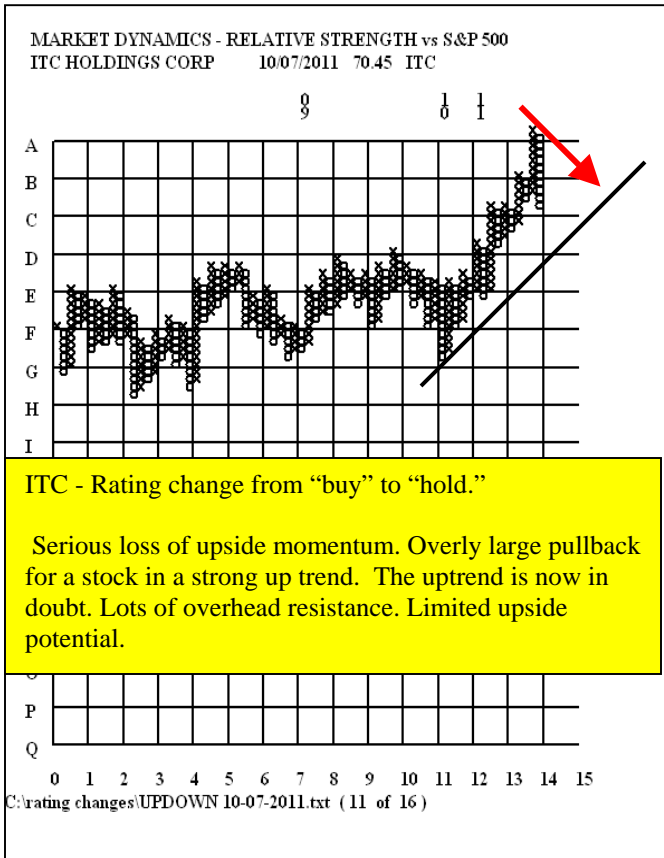
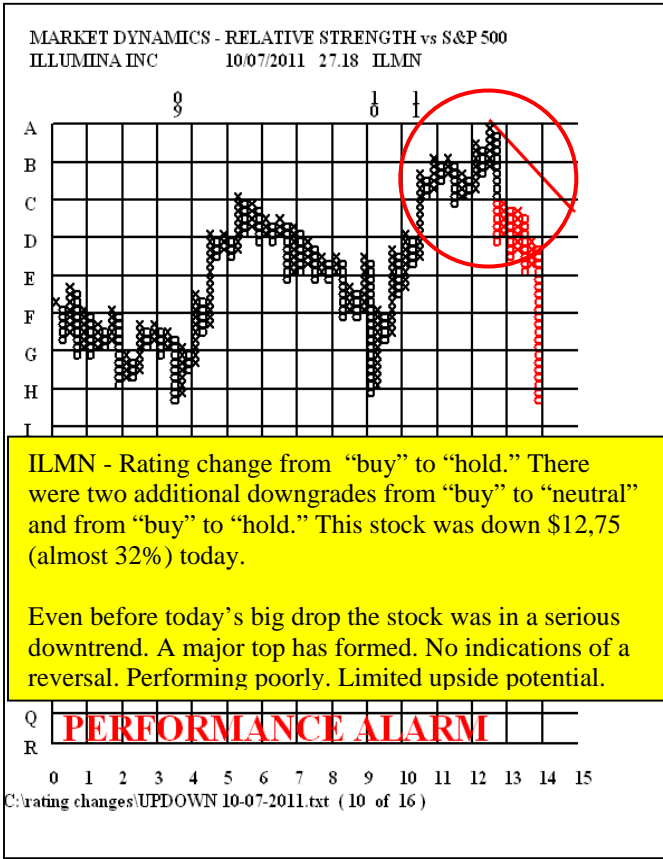
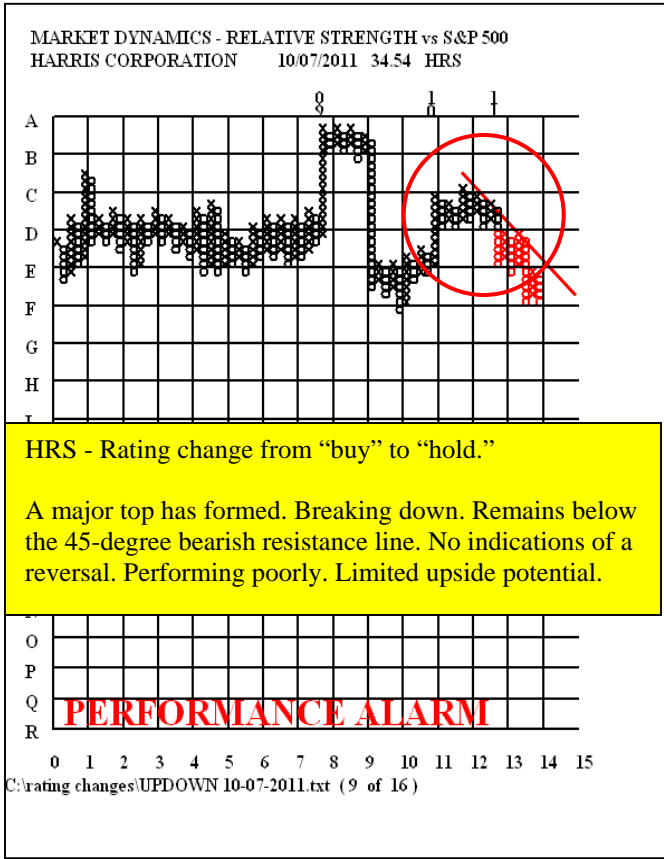


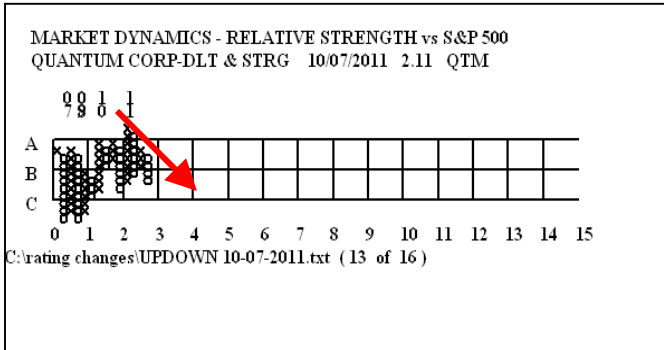
BRE - Rating change from “hold” to “buy.”

At the high end of the long-term trading range. Backing away from resistance. Breaking down. Overly large pullback for a stock in a strong up trend. Long-term trading range but trending down. Limited upside potential.



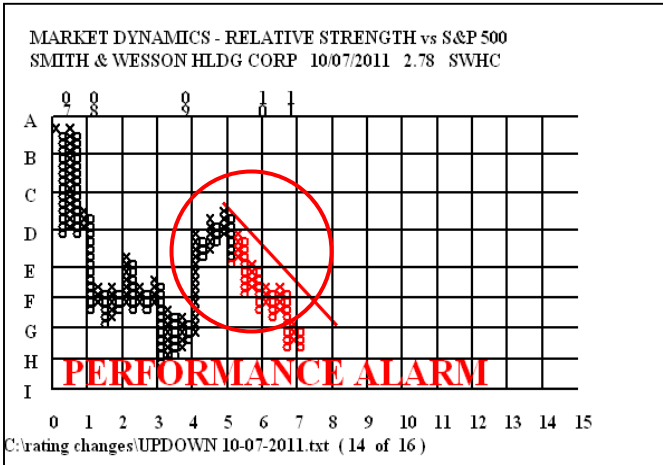






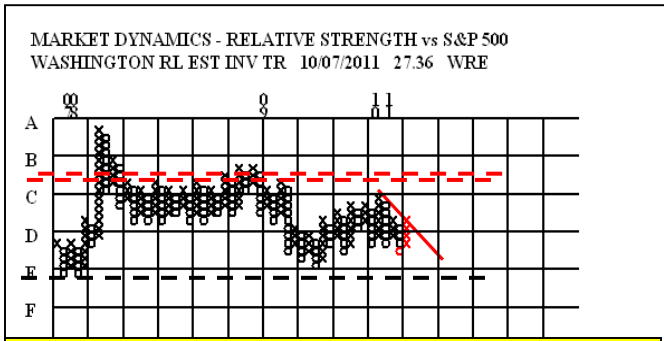
QTM - Rating change from "hold" to "buy."

Serious loss of upside momentum. Breaking down. No buy signals. Turning down. Limited upside potential.



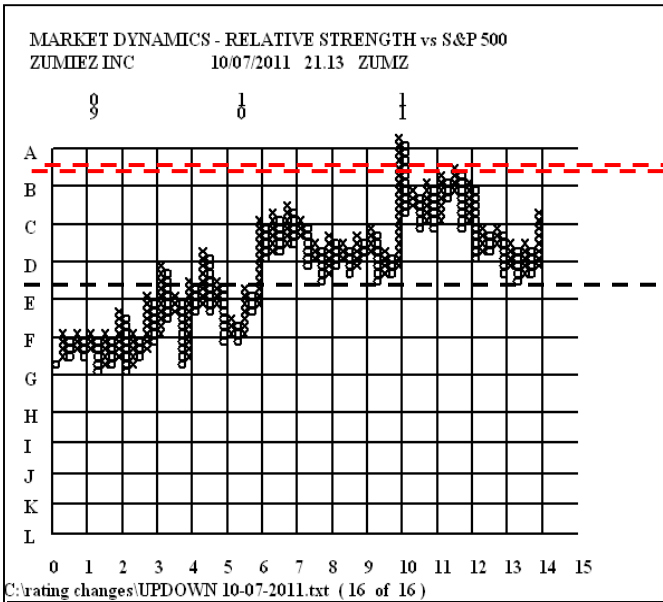
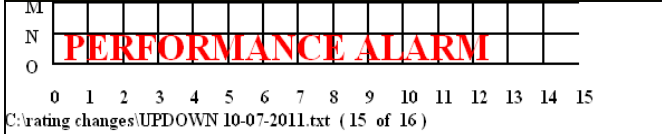
SWHC - Rating change from "neutral" to "buy."

A major top has formed. Persistent long-term downtrend. Remains below the 45-degree bearish resistance line. No buy signals. Low end of long-term trading range. No indications of a reversal. Performing poorly. Limited upside potential.



WRE - Rating change from "buy" to "hold."

New long-term trading range. Big recovery. Remains below the 45-degree bearish resistance line. Lots of overhead resistance. Resistance will probably turn it back down. Limited upside potential.



ZUMZ - Rating change from "under-perform" to "equal weight."

New long-term trading range. Long-term trading range but moving up. Successful test of support. Rally back up into resistance. Resistance will probably turn it back down. Limited upside potential.